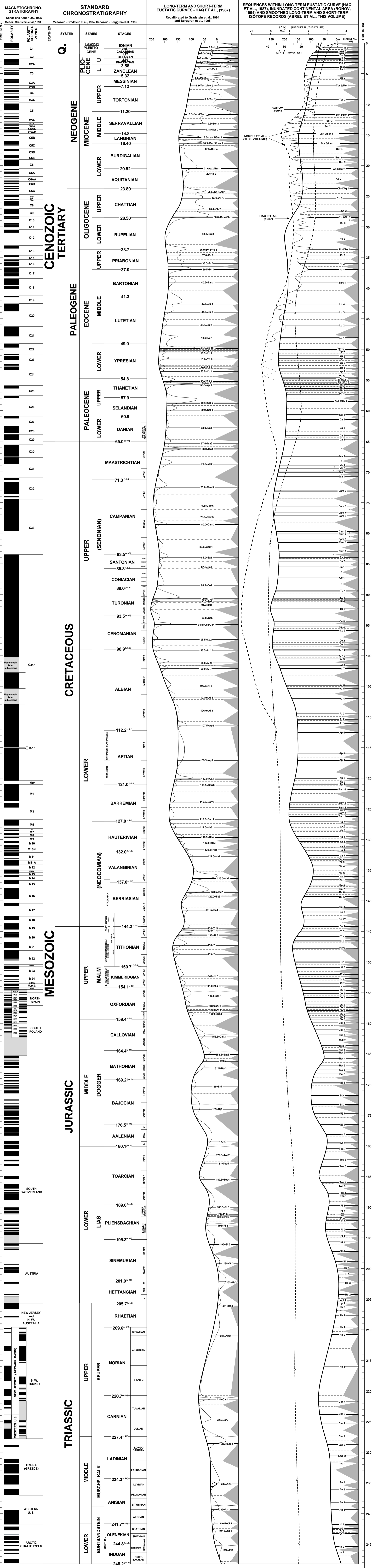


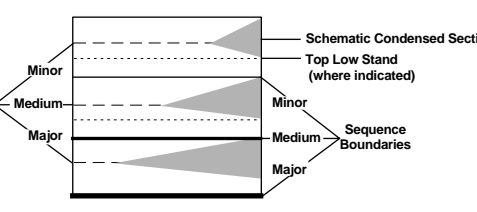
# MESOZOIC AND CENOZOIC SEQUENCE CHRONOSTRATIGRAPHIC CHART

Jan HARDENBOL, Jacques THIERRY, Martin B. FARLEY, Thierry JACQUIN, Pierre-Charles de GRACIANSKY, and Peter R. VAIL, 1998,  
 Mesozoic and Cenozoic Sequence Chronostratigraphic Framework of European Basins,  
 in, de Graciansky, P.-C., Hardenbol, J., Jacquin, T., and Vail, P. R., eds.,  
 Mesozoic and Cenozoic Sequence Stratigraphy of European Basins, SEPM Special Publication 60

Chart 1



Sequence Stratigraphy of European Basins Project  
 Supported by:  
 British Petroleum (UK)  
 Centre National de la Recherche Scientifique (France)  
 Chevron (USA)  
 Conoco (USA)  
 Ecole Nationale Supérieure des Mines de Paris (France)  
 Elf Aquitaine Petroleum (France)  
 Exxon Production Research (USA)  
 Institut Français de Pétrole (France)  
 Maxon (USA)  
 Mobil North Sea (Norway)  
 Shell (UK & The Netherlands)  
 Statoil (Norway)  
 Total (France)

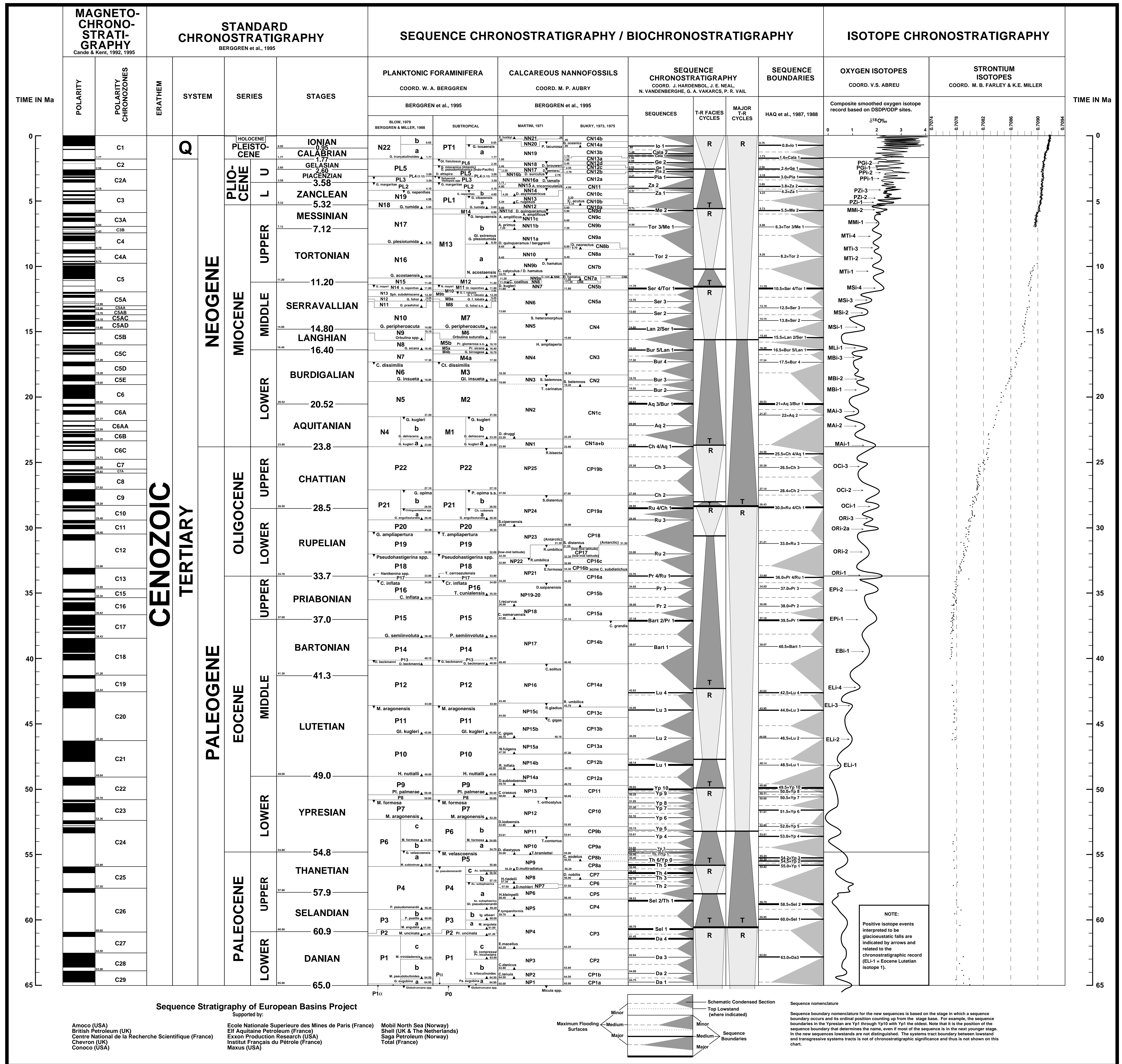


# CENOZOIC SEQUENCE CHRONOSTRATIGRAPHY

JAN HARDENBOL, JACQUES THIERRY, MARTIN B. FARLEY, THIERRY JACQUIN, PIERRE-CHARLES DE GRACIANSKY, AND PETER R. VAIL  
1998

Mesozoic and Cenozoic Sequence Chronostratigraphic Framework of European Basins  
in De Graciansky, P.-C., Hardenbol, J., Jacquin, Th., and Vail, P. R., eds.,  
Mesozoic and Cenozoic Sequence Stratigraphy of European Basins, SEPM Special Publication 60.

Chart 2



# CENOZOIC BIOCHRONOSTRATIGRAPHY

JAN HARDENBOL, JACQUES THIERRY, MARTIN B. FARLEY, THIERRY JACQUIN, PIERRE-CHARLES DE GRACIANSKY, AND PETER R. VAIL

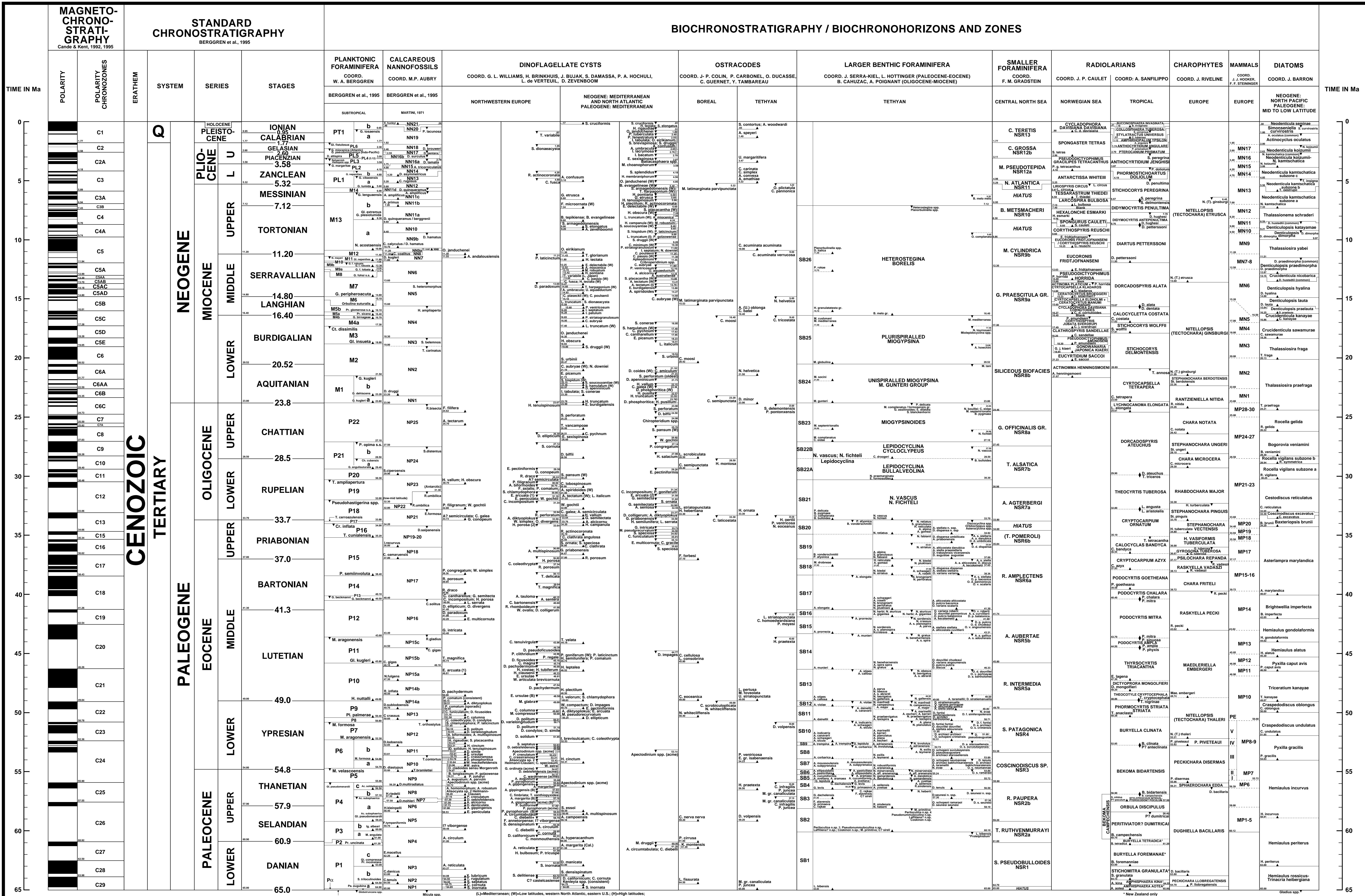
1998

Mesozoic and Cenozoic Sequence Chronostratigraphic Framework of European Basins

in De Graciansky, P.-C., Hardenbol, J., Jacquin, Th., and Vail, P. R., eds.,

Mesozoic and Cenozoic Sequence Stratigraphy of European Basins, SEPM Special Publication 60.

Chart 3



### Sequence Stratigraphy of European Basins Project

Supported by:

- Amoco (USA)
- British Petroleum (UK)
- Centre National de la Recherche Scientifique (France)
- Chevron (UK)
- Conoco (USA)
- Ecole Nationale Supérieure des Mines de Paris (France)
- Elf Aquitaine Petroleum (France)
- Exxon Production Research (USA)
- Institut Français du Pétrole (France)
- Maxus (USA)
- Mobil North Sea (Norway)
- Shell (UK & The Netherlands)
- Saga Petroleum (Norway)
- Total (France)

- Ages for the stage boundaries are directly inferred from radiometric data and are shown to the nearest 0.1 m.y. or 0.01 in the Neogene (Berggren, et al., 1995). All other ages shown to the nearest 0.01 m.y. are intended only as a place holder to help determine the relative position of events in different columns. Roundoff error in plotting required two decimal point precision for each entry to avoid apparent misalignments.
- First Appearance Datums (FADs; originations: ▲) and Last Appearance Datums (LADs; extinctions: ▼) are shown with dashed lines. In this case, the time position of the event is the flag stem at the edge of the column.
- The standard format for names other than ammonites is: Zoned-full generic and specific name. Appearance Datum—Abbreviated generic name and full specific name except for "sp." for which full generic names are given.
- Uncertain stratigraphic positions for zonal boundaries, FADs, and LADs are shown with dashed lines.
- B. clinita; P. puvetia; Evolutionary transition.

# CRETACEOUS SEQUENCE CHRONOSTRATIGRAPHY

JAN HARDENBOL, JACQUES THIERRY, MARTIN B. FARLEY, THIERRY JACQUIN, PIERRE-CHARLES DE GRACIANSKY, AND PETER R. VAIL

Mesozoic and Cenozoic Sequence Chronostratigraphic Framework of European Basins  
in De Graciansky, P.-C., Hardenbol, J., Jacquin, Th., and Vail, P. R., eds.,  
Mesozoic and Cenozoic Sequence Stratigraphy of European Basins, SEPM Special Publication 60.

Chart 4

